

TECHNICAL DATA SHEET DOMINATOR® POLYMERIC SAND

PRODUCT OVERVIEW

The **DOMINATOR® POLYMERIC SAND** is designed for use by professional contractors and homeowners who demand excellent products, providing unmatched color options and professional grade performance. **DOMINATOR® POLYMERIC SAND** is the first haze-free joint stabilizing sand with our **CERAMIC-FLEX™** technology, allowing flexibility, durability and self-healing in the joints. Our proprietary blend of cutting-edge polymers provides the unmatched stability required to withstand the harshest of conditions while providing the flexibility required to ensure a long-lasting stabilized joint. This product easily sweeps into the joints and rinses easily, cutting time in installation labor.

COLORS



Use this product on the following surfaces:

FEATURES AND BENEFITS

Haze Free Technology	✓ Cement-Free formula. Only advanced polymer additives.
Professional results	<ul style="list-style-type: none"> ✓ Ceramic-Flex Technology for bonding strength ✓ Joint stabilization ✓ Flexibility to withstand movement of pavers without joint deterioration. ✓ Provides flexibility to withstand expansion and contraction due to wetting/drying, ground movement and freeze-thaw cycling ✓ Prevents washout and erosion – ideal for sloped and high traffic areas ✓ Sets at above freezing temperatures (50°F/ 10°C) ✓ Helps prevent weed growth ✓ Helps prevent annoying insect damage to paver joints
Easy application	✓ Can be applied on joints up to 4"
Coverage:	✓ 20-80 sq. ft. depending on joint size

Surface	DOMINATOR POLYMERIC SAND™
Concrete Pavers	✓
Wetcast Pavers	✓
Clay Pavers	✓
Travertine and Natural Stone Pavers	✓
Porcelain Pavers	✓

APPLICATION PROCESS

PREPARE.

- Make sure you have the latest Technical Data Sheet from our website, www.BlackDiamondCoatings.com.
- Do not apply in low lying areas or to areas without proper drainage or below grade.
- For all paver surfaces, and particularly around in-ground pools there must be a slope of 1/8 inch (0.3 cm) per linear foot away from the edge of the pool, or structures to ensure optimal performance of the product.
- **Joint Width must be between 1/8 inch to 4 inches and product should be installed at least 1 inch deep.**
- Do not use **DOMINATOR® POLYMERIC SAND** as a replacement for grout or mortar.
- The product must only be used as a recessed jointing material.
- Paver sides and top surfaces must be completely dry. Do not apply if the paver surface is damp or wet. The damp or wet surface will cause **DOMINATOR® POLYMERIC SAND** to prematurely activate and will lead to the polymers sticking on the paver surface. Damp or wet paver joints will prevent the **DOMINATOR® POLYMERIC SAND** from properly filling into the joints and obtaining very densely packed joints, which is critical to the product's performance.
- Temperature must be above 50°F (0° C) for at least 48 hours following installation for proper curing.



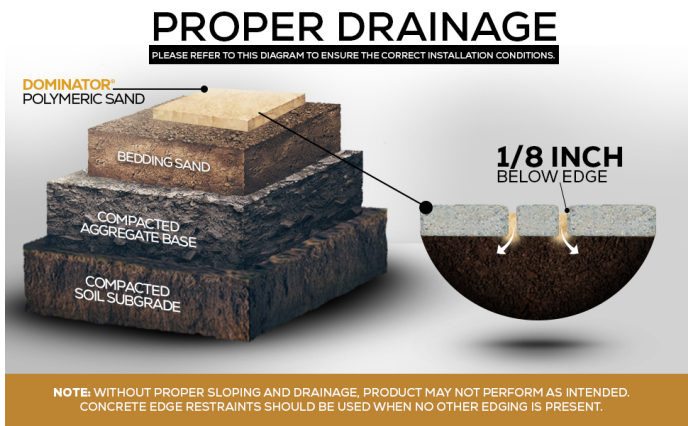
Scan this QR code to find the best product for your project on our website.

TECHNICAL DATA SHEET DOMINATOR® POLYMERIC SAND

- Do not use if rain is forecasted for at least 12 hours following installation.
- Do not mix product with cement, sand or any other material.
- Wait 14 days after installation before cleaning and sealing pavers.
- Not for use on submerged or constantly wet surfaces.
- Keep container tightly closed before and after use to ensure product integrity.
- Traffic: Walk on – Immediate. Vehicular – 48 to 72 hours


TEST.

On residential and commercial projects, test the product on approximately 9 sq. ft. (0.84m²) and have it approved by a site supervisor on commercial jobs or the homeowner for residential jobs. Use our DOMINATOR® Polymeric Sand Calculator for coverage rate on your particular installation.



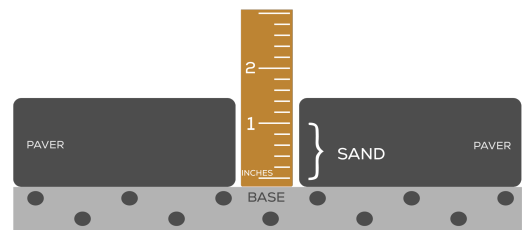
INSTALLATION PROCESS (New Paver Installs):

Spread and sweep product uniformly over the surface. Surface must be dry. Using a push broom, sweep the product to fill the joints completely, down to their full depth (at least 1"). Avoid sweeping the product over long distances, so that its integrity is preserved. Joints must be filled up to the bottom of the pavers' chamfer (beveled edge), or at least 1/8" (3 mm) below the top of pavers. Lastly, sweep off excess product from the paved surface with a hard-bristle broom ensuring as much sand is removed from the surface as possible. Use a leaf blower to remove all remaining DOMINATOR® POLYMERIC SAND residue from the paved surface.



INSTALLATION PROCESS (Existing Paver Surfaces):

First, remove existing joint material prior to installing DOMINATOR® POLYMERIC SAND. Note: use caution not to alter the integrity of the underlayment or paver base material. Once all existing joint material has been removed, follow the installation process for new paver installs. Failure to remove old joint material to set at least 1" depth for new sand installation could cause product failure.



ACTIVATION PROCESS

1. Set the spray nozzle to "shower". Work in sections of no more than 9 sq. ft.
2. Start showering from the bottom of the slope or the lowest part of the job.
Apply water to each section for approximately 5-30 seconds without displacing the sand, ensuring wetness throughout the joint. See the DOMINATOR Activation Chart below more specific watering times. for Wet the joints and rinse the residue off the paver surface simultaneously. All residue should go directly into the paver joints.
3. Wait a few seconds for the water to absorb into the joint and then apply water to the same section again for approximately 3-15 more seconds. **Stop showering if you see foam.**
4. Attention: **Avoid excess watering of the joints as this will cause sand runoff and a decrease in the sand's performance. Also, never allow paver joints to dry out during the water activation phase.**
5. Use a leaf blower to remove any excess water remaining on the surface of the pavers. This blowing action is necessary to help remove any remaining DOMINATOR® POLYMERIC SAND residue left on paver surfaces.

*We recommend application/activation is done over a 9 ft² area at a time

DOMINATOR® ACTIVATION CHART TIME			
	Joint Width	1st Watering	2nd Watering
TIPS	1/8" - 1/4"	5 - 7 secs	3 - 5 secs
	1/4" - 1/2"	7 - 10 secs	5 - 8 secs
	1/2" - 3/4"	10 - 12 secs	8 - 10 secs
	3/4" - 4"	13 - 30 secs	10 - 15 secs
• Times given are approximate • Wait 1 - 3min for water to absorb before 2nd watering • Once Foam is visible STOP watering. • Determine optimal watering times based on your test area			

WARNING: AVOID USING THIS PRODUCT IF UNABLE TO INSTALL AT LEAST 1 INCH DEEP.

CONTACT INFORMATION: Black Diamond Coatings, Inc. 6036 Nature Coast Blvd. Brooksville, FL 34602. USA.

www.BlackDiamondCoatings.com | 800-270-4050 | info@BlackDiamondCoatings.com

© 2021 Black Diamond Coatings, Inc.

The header image features a dark background with a golden, sparkling particle effect on the left side. The text 'TECHNICAL DATA SHEET' is in a small, white, sans-serif font at the top right. Below it, 'DOMINATOR' is in a large, bold, orange, sans-serif font, and 'POLYMERIC SAND' is in a large, bold, white, sans-serif font.

TECHNICAL DATA SHEET DOMINATOR[®] POLYMERIC SAND

PRECAUTIONS

- Colors may vary due to the nature of aggregates and moisture content.
- Do not mix or dilute **DOMINATOR[®] POLYMERIC SAND** with any other product.
- Store this product in a dry location to avoid premature hardening.
- Do not apply this product to any wet or damp surface, as the polymers may prematurely adhere to the surface.
- **DANGER:** Harmful if swallowed. Causes skin and eye irritation. May cause cancer, allergic skin reaction or respiratory irritation. Causes damage to organs through prolonged or repeated exposure. Do not handle until all safety precautions have been read and understood. Wash any exposed body parts thoroughly after handling. Wear personal protective equipment. Use only outdoors or in a well-ventilated area. Do not breathe dust. **KEEP AWAY FROM CHILDREN.**
- **FIRST AID:** If exposed or concerned, seek medical attention.
- This product contains crystalline silica (quartz) and may also contain other chemicals known to the State of California to cause cancer.

CUSTOMER CARE

We pride ourselves on being available to assist with product and job-related questions, including application instructions. Call 800-270-4050 during our regular business hours; or, visit our website at www.BlackDiamondCoatings.com for additional product information and our “Get Educated” page.

LIMITED WARRANTY

Black Diamond Coatings, Inc. (BDC) having no control over the use of the product, does not guarantee finished work. Replacement of any defective product shall be the buyer's sole remedy under this warranty if the product is proven to be defective, and on the condition that a test area was performed and the product was installed pursuant to the method of application of surface and substrate preparation stated in the Technical Data Sheet. A proof of purchase will be required for any claim of a defective product. All recommendations, information and technical data are based on the research of BDC and that of others and are believed to be accurate and reliable. However, the accuracy and completeness are not guaranteed because we cannot cover every scenario, including substrate preparation, surface conditions and application methods. User shall rely on his/her own knowledge and test the product on a small inconspicuous area (4 sq. ft.) to ensure desired results are achieved using the same conditions and equipment as expected during the entire application, to determine the suitability of the product for a particular purpose and assume all risks and liability in connection thereto. WHERE PERMITTED BY LAW, BDC MAKES NO OTHER WARRANTIES WITH RESPECT TO THIS PRODUCT, EXPRESS OR IMPLIED, INCLUDING WITHOUT LIMITATION THE IMPLIED WARRANTIES OF MERCHANTABILITY OR FITNESS FOR PURPOSE. ACCEPTANCE AND USE OF THIS PRODUCT ABSOLVES BDC FROM ANY OTHER LIABILITY, FROM WHATEVER SOURCE, INCLUDING LIABILITY FOR SPECIAL, INDIRECT OR CONSEQUENTIAL DAMAGES (INCLUDING REMOVAL OR REINSTALLATION OF SAND OR PAVERS), AND THE LIABILITY OF BDC SHALL NOT EXCEED THE PRICE OF THIS PRODUCT. This warranty may not be modified or extended by representatives of BDC or its distributors.